



WINDOWS

THE WAY THEY'RE  
MEANT TO BE™

Visit [www.residence9.co.uk](http://www.residence9.co.uk) to –

*Visualise your dream designs with the 'Residence 9 Window Designer'*

*Enter your postcode to find your nearest Residence 9 installer\* and showroom*

*Relax and watch our 'Day viewed through Residence 9' video which will take you from sunrise to sunset*

In addition to this brochure we have a range of supplementary material including –

*Residence 9 Retail Brochure*

*Case Studies of Edwardian Splendour, The Rectory, Country Pile, Bespoke and more*

*A dedicated information guide on Solutions for Planners and Homeowners in Conservation Areas*

*Residence 9 Hardware*

*A foil swatch showcasing a sample of each of the colours from the Graduate Collection*

Like our Facebook page for inspirational galleries and quintessentially British ideas

[www.facebook.com/Residence9](http://www.facebook.com/Residence9)

For any further information please call the Residence9  
Head Office on 01452 300912 or email us at [journey@residence9.co.uk](mailto:journey@residence9.co.uk)



#R9journey

*Your Residence 9 journey is just beginning...*



RESIDENCE 9®

THE  
RESIDENCE  
COLLECTION

[journey@residence9.co.uk](mailto:journey@residence9.co.uk)  
01452 300912  
[www.residence9.co.uk](http://www.residence9.co.uk)

RESIDENCE 9 AND R9 ARE REGISTERED UK TRADE MARKS OF WINDOW WIDGETS (2006) LIMITED

\*Your chosen installer should do a professional survey and advise on the suitability of Residence 9 in your property and/or area.



YOUR R9 COLOUR PALETTE

R9

RESIDENCE 9®



THE GRADUATE COLLECTION



## WINDOWS

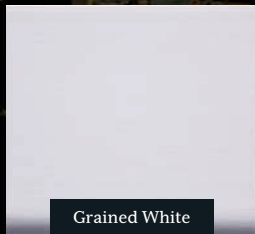
THE WAY THEY'RE  
MEANT TO BE™

R9®

The Residence 9 Graduate Collection is a range of colours and shades to suit different architectural periods and individual choices. 17th Century windows were oak and left unpainted, whilst 19th Century windows were always painted. The inspirational dual colours can transform your home room by room, creating your perfect solution, this is your Residence 9.



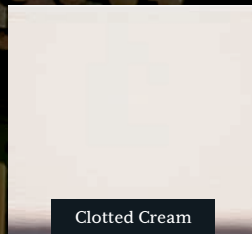
## THE GRADUATE COLLECTION



Grained White



Cotswold Biscuit



Clotted Cream




Cotswold Green



Painswick



English Oak



Irish Oak




Silvered Oak



Corse Lawn



Eclectic Grey



No 10 Black

*The print process may not give a 100% accurate colour representation of the actual finish. Furthermore, the finishes have different textured grains. For this reason it is recommended to visit a Residence 9 showroom to see actual swatches of the finishes available.*

## INSIDE COLOUR

	Grained White	Cotswold Biscuit	Clotted Cream	Cotswold Green	Painswick	English Oak	Irish Oak	Silvered Oak	Eclectic Grey
Grained White									
Cotswold Biscuit									
Clotted Cream									
Cotswold Green									
Painswick									
English Oak									
Irish Oak									
Silvered Oak									
Eclectic Grey									
No.10 Black									
Corse Lawn									

## OUTSIDE COLOUR

## DUAL COLOURS

Your R9 windows can be truly personalised with dual colours. For example, you could have “Painswick” on the outside and “Clotted Cream” on the inside to match your kitchen décor. Experiment by room, if your windows are “Cotswold Green”, but that doesn’t match your bedroom or bathroom furnishings, then go for a fresh “Grained White” finish inside. Dual Colours can also be used to create a Tudor style, try “No.10 Black” frames with “Grained White” sashes or vice versa!